




|                           |         |                                    |       |
|---------------------------|---------|------------------------------------|-------|
| Name of the Program:      |         | Master of Management Studies (MMS) |       |
| Academic Year:            | 2022-23 | Semester:                          | I     |
| Name of the course owner: |         | Mr. Umesh K.                       |       |
| Course name :             |         | Operations Management              |       |
| Course credits :          | 4       | Course Duration :                  | 40hrs |

| CO Attainment Calculations                                      |                     |                                    |             |              |       |                      |
|---|---------------------|------------------------------------|-------------|--------------|-------|----------------------|
| Direct assessment   |                     |                                    |             |              |       | In-Direct assessment |
|   | Mid Term            | Attendance Classroom Participation | Component I | Component II | SEE   | Course Exit Survey   |
| Number of students who have scored more than target (P)         | 117                 | 114                                | 125         | 114          | 121   | 73                   |
| Percentage of students who have achieved the target = (P/N)*100 | 90.70               | 88.37                              | 96.90       | 88.37        | 93.80 | 56.59                |
| Attainment Level (3 for >80%, 2 for >70%, 1 for >60%)           | 3                   | 3                                  | 3           | 3            | 3     | 1                    |
| Attainment based on internal assessment (CIA)=(a)               | Average of CIA in % | Level Marked CIA= (a)              |             |              |       |                      |
|   | 91.09               | 3                                  |             |              |       |                      |
| Attainment based on Semester end Examination(SEE)=(b)           | SEE in %            | Level Marked SEE= (b)              |             |              |       |                      |
|   | 93.80               | 3                                  |             |              |       |                      |
| Direct CO Attainment Level (DA) =40% CIA(a) + 60% SEE(b);       | 3                   |                                    |             |              |       |                      |
| Indirect CO Attainment Level (IA) (based on Exit Survey =(c);   | 1                   |                                    |             |              |       |                      |
| 80 % of DA  | 2.4                 |                                    |             |              |       |                      |
| 20 % IA   | 0.2                 |                                    |             |              |       |                      |
| CO Attainment Level (COA) = 80 % DA+ 20 % IA;                   | 2.6                 |                                    |             |              |       |                      |

| PO Attainment Calculations   |     |     |      |      |     |                          |
|------------------------------|-----|-----|------|------|-----|--------------------------|
| CO/PO                        | PO1 | PO2 | PO3  | PO4  | PO5 | Average Attainment Level |
| Average Mapping (M)          | 3   | 3   | 2    | 1.25 | 1.5 | 2.15                     |
| PO Attainment Level*=COA*M/3 | 2.6 | 2.6 | 1.73 | 1.08 | 1.3 | 1.86                     |

|                     | Prepared by   | Verified by  | Approved By   |
|---------------------|---|--|---|
| Name                | MS. Apeksha Gaje  | Dr. S. K. Khamkar  | Dr. Harish Komer Purkhit  |
| Signature with Date |  |  |  |

For Sheila Raheja School of Business Management & Research

  
 Director

